

What is Palliative Care?

Palliative care is aimed at relieving the suffering of chronic illness and improving quality of life for people at any stage of the disease; whether that illness is curable, chronic, or life threatening.

Palliative care is a unique care provided by a team of doctors, nurses, social workers and spiritual counselors who provide palliation and healthcare support for people who are seriously or chronically ill. This type of care focuses on treating the symptoms of disease, while allowing the patient to concurrently seek curative treatment if they so desire. The goal in palliative care is to ensure that your symptoms are managed properly so that you may carry on with your day to day life without the discomfort or suffering of your disease.



Destiny's Palliative Care Support

- In July of 2015 Destiny's Palliative Care program was launched, in conjunction with a private local Southern California insurance, to serve the chronically ill population of Riverside and San Bernardino counties.
- The main purpose of the program was to manage the patient's symptoms of chronic

illness, and in so doing improve quality of life for said patients; while also reducing the overall cost of care.

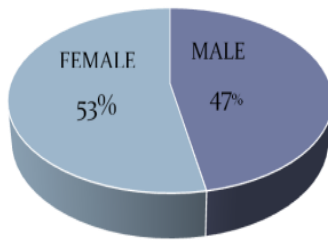
- Focus was placed on preventative intervention and frequent, routine telephonic communication, in conjunction with face to face encounters, to assess and manage disease symptoms *before* symptom exacerbation and subsequent Emergency Room or Hospital stays.

Methodology

- Referred patients were evaluated for program eligibility. First attempt to contact within 24 hours to schedule assessment.
- After initial Clinical Assessment, patients were set up on a weekly call roster and a semi-monthly nursing visit. 24 hour nursing support was made available to all admitted patients in an effort to triage potential symptom exacerbation.
- Ongoing patient education of disease symptom management and Advanced Care Process (POLST and DNR completion); were utilized to achieve an all encompassing care plan for patient's current and future disease symptoms.
- Emergency calls from patients, and potential emergency room visits, were preempted by telephone triage and physical PRN visits, as needed.

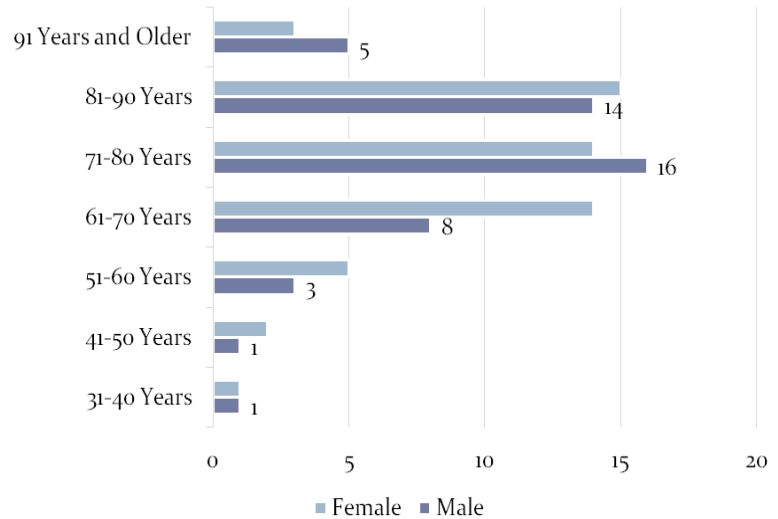


Demographics

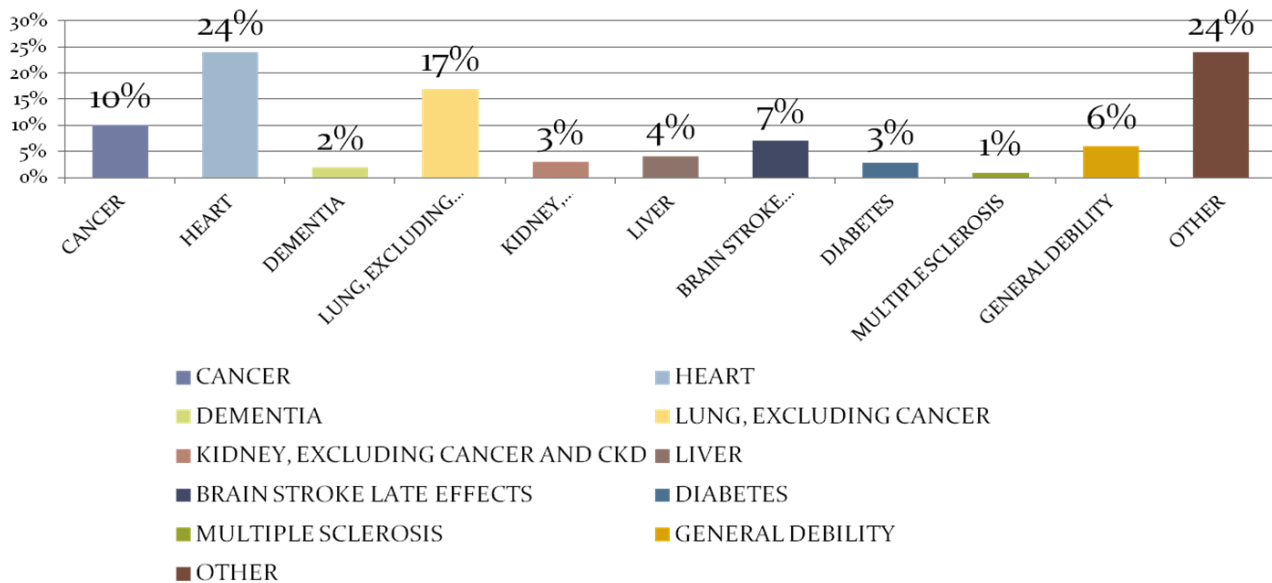


Data Sample	#
Admitted to Program	102

Admission by Gender and Age



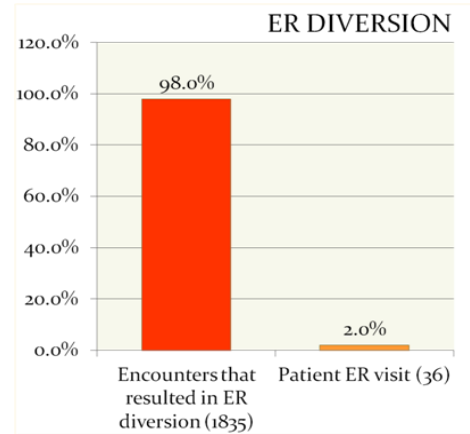
Palliative Admissions by Diagnosis



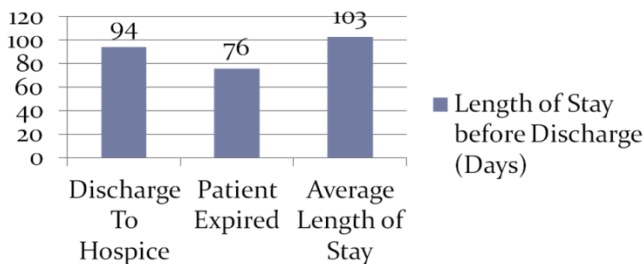


Results

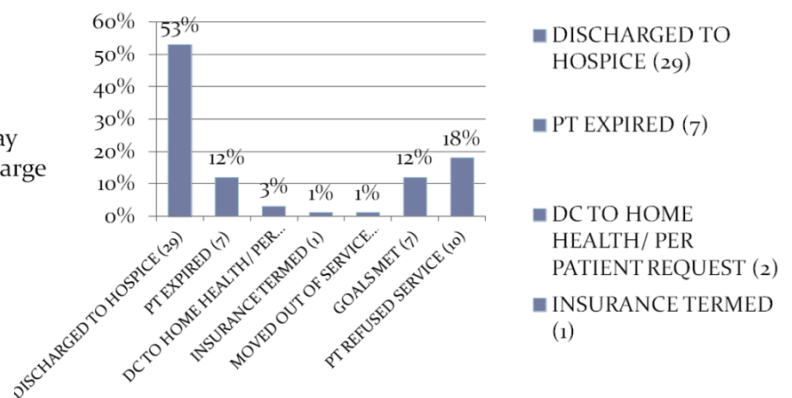
- Over 1800 patient care encounters within a 12 month period.
- 36 ER visits in 397 days.
- Length of stay before discharged to hospice averaged 94 days.
- 53% of patients discharged from program discharged to hospice.
- 66% success rate in advanced care process education program.



Length of Stay before Discharge (Days)

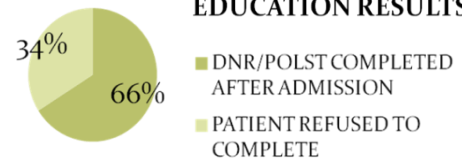


Discharge by Reason



ADVANCED CARE PROCESS RESULTS

ADVANCED CARE PROCESS EDUCATION RESULTS





Insurances We Cover

- Medicare PPS
- Medicare Managed Care
- Medicaid
- Private Insurances

Coverage and eligibility may apply

Moving Forward

- In October 2016 Destiny Palliative Care Support received certification by Joint Commission as a Community Based Palliative Care Program, one of four certified in the U.S. and the first in California.